

# WARNING SHOULDER LIGHT

KJD-02 SERIES



\* Technical patent No. 10-2019-0003272  
\* Design Patent No. 30-1019392

Road control

SECURITY  
Night patrol

Dangerous  
work

Night  
maintenance



Night  
activities

## Awesome Personal Safety Device

It would keep me safer working after dusk.



Warning shoulder light is small, light and easy to carry. It can be used for various public service occupations and night activities e.g. traffic police, highway department, urban management organizations. For the field work during day and night, especially in the night time, it can be seen in the distance of 500 metres, and the flashing light can easily be seen from different angles. It also protects workers as it ensures their security from dangerous situations like traffic, and helps identification. Flashing light and white work light can be used with simple & easy one-touch motion. It has 360 degree swiveling clip made with processed plastic and is even greater with the battery indicator with which users can check the battery level. for a more rigid retaining clip to rotate 360 degrees, and a charge indicator to identify the state of charge is more convenient.

KUKJAE INDUSTRY Warning Shoulder Light Series				
Model	KJD-02	 	Power supply	Polymer lithium battery
Voltage	3.7V		Weight	55 g
battery capacity	500 mAh		Dimension	80X40X32mm
Ingress protection	IP65		LED Colors	Red-Blue, Amber, White
Fixed mode	360 degree swiveling clip			
Working Hours	Single flashing light≥24h / Double flashing light≥12h / White light≥5h			

## Special Feature



I Light weight and compact size

- I Multi-purposed 3 types of flashing light and white lantern
- I High-intensity led lamp with visible distance over 500m
- I KC certified safe battery



I Safe and comfortable one-touch type



I KC certified safe battery

- I Max. 24 working hours at a time with single flashing light
- I Can be seen from different angles with 360 swiveling clip
- I Durable Polycarbonate ABS plastic for any weather



I Strong attachment with process plastic clip

## Instructions

※ Please use the light with touch when it rains. It may lead to product malfunction.

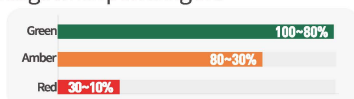
### <Touch type>

- ① Power ON with pressing touch button
- ② Change of flashing mode or LED lantern with single tap on touch button
- ③ Power OFF with double tap on touch button

### <Button type>

- ① Power ON with pressing power button for 2-3 seconds
- ② Change of flashing mode or LED lantern with pressing power button
- ③ Power OFF with pressing power button for 2-3 seconds

- ① Touch button: operates functions with one-touch
- ② 360 degree swiveling clip: great durability of processed plastic
- ③ LED: even brighter in high-intensity led lamp in night time
- ④ Charging port: cable type
- ⑤ Battery indicator: indicates battery level with different light colours (Blue / Green / Yellow / Red). The charge indicator also indicates the amount of charge when powering on.



- ⑥ Power button: Press the button to turn the power on and off.

